

RYC Race Committee Package

2010 Season



Questions? Board Member responsible for Race Committee is: Jim Irwin J-22 sail #1256

Preparation

Read and understand the 2010 Sailing Instructions posted on the website under Racing tab.

Assistant(s), binocs, paper, pencils, tape (to hold papers down), sunglasses, refreshments

<u>Fleet Order</u>	<u>Captain / Sail #</u>
J-22	Alan Kirkpatrick #1195
Lightning	Bart Nicholson #13740
Mariner	Frank Pelosi #3599
PHRF "A"	Uwe Mewes "Heaven Can Wait"
PHRF "B"	Craig Greenwood "Interlude"

1. Setup

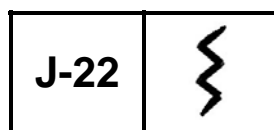
In the cabinet inside find the control box for the Hagen-Holl 2005 Electronic Race Sequencer outside and plug it into the gray box on the post, turn its power switch on and verify the blue pilot light comes on. Punch the "Horn" button on the control box to verify that it works. Turn on the amplifier and plug the microphone into the gray box on post, testing that it works. Tie the string of flags for recalls, postponements, etc. to the inside of the porch railing so the appropriate flag can be quickly flipped over the rail to display.

2. Set Starting Line, Finish Line and Courses

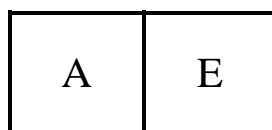
The starting line will be on a line between the RYC flagpole and the outermost of two orange or yellow marks in the vicinity of the RYC pier. Unless the race is shortened to finish at a rounding mark boats will finish on a line between the innermost of two orange or yellow marks and the RYC flagpole. Ask steward in launch to place the buoys so start and finish lines are at right angles to wind.

Race Committee determines the courses, in consultation with the fleet captains as needed. The metal signs for the courses are in the big drawer under the cabinet. Post the courses beginning with the J-22's at the upriver end, then the other fleets.

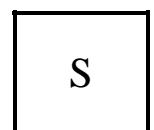
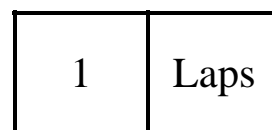
The metal signs for the courses are in the big drawer under the cabinet.



Fleets



Marks



*Port or Stb
mark
rounding*

3. VHF Radio

Communication with the fleets is via VHF marine radio, channel **72**. Keep in mind that this is a public channel and everything said on it is audible to any other vessel on the river including the FCC, police and USCG.

4. Register Vessels Attending

Tape down the four fleet worksheets to the table, write the course on each worksheet, and check off sail numbers of boats in the water.

5. Starting the Races

The Hagen-Holl 2005 Sequencer control box works like this:

When you turn the “Start” knob “on” it begins an endless series of 5-minute sequences which repeats until that switch is turned off. (When it is turned off, its current 5-minute sequence continues until complete.) The box handles all normal horns and lights automatically.

Under normal circumstances, let it run through four such sequences. The instructions below tell you to turn off the “Start” knob during the last PHRF fleet sequence so that it does not begin another one immediately after that. If a fleet got put to the back of the pack due to a general recall or other reason, let it continue into a 5th sequence before turning the knob off.

The digital timer display does not start automatically, so the instructions below tell you to turn it on at the same time as you turn the “Start” knob “on” at 5-minutes before the first start.

Problems? See later section titled “Miscellaneous Issues”

At 6:09 pm on your watch blow horn manually several times. This takes the place of the old announcement that in approximately 1 minute, there will be a 5 minute warning for the **J-22** fleet.

<i>Timer:</i>	
00:00	Simultaneously turn the “Start” knob “on” AND flip the digital timer switch “on”. Horn will blow automatically. That was the 5 min warning for J-22 . Look at your watch and write down the actual time of day here in case the official digital timer gets messed up later: ____ : ____ : ____ pm
04:45	Position “sighter” at flagpole
05:00	Horn blows automatically for J-22 Start . That was also the 5 min warning for Lightnings . If one or a few boats are over early, “sighter” declares “ <i>number xx over early</i> ” to the RC, then RC sounds one short blast on the horn, hoists the Individual Recall "X" flag (blue cross on white) and while there is no requirement the RC will attempt to announce the sail numbers on the VHF radio of the boats that are On the Course Side (OCS). It is okay to also announce the sail numbers over the PA system. The flag shall be displayed until all such boats are completely on the pre-start side of the starting line or one of its extensions, but no later than four minutes after the starting signal or one minute before any later starting signal, whichever is earlier. This is to avoid confusing the next fleet. If there are too many boats OCS at the start to determine boat numbers then the RC should declare a general recall. When at the starting signal the race committee is unable to identify boats that are on the course side of the starting line or to which rule 30 applies, or there has been an error in the starting procedure the RC declares a General Recall. Sound two horns manually and hoist the "First Substitute" pennant (yellow within blue). Drop this pennant at the next automatic horn

	signal and this fleet will then go to the end of the rolling start sequence, after the last PHRF fleet.
09:45	Position "sighter" at flagpole
10:00	Horn blows automatically for Lightning Start . That was also the 5 min warning for Mariners . "sighter" declares any vessels over early, etc. as above.
14:45	Position "sighter" at flagpole
15:00	Horn blows automatically for Mariners Start . That was also the 5 min warning for first PHRF Fleet "sighter" declares any vessels over early, etc. as above.
19:45	Position "sighter" at flagpole
20:00	Horn blows automatically for first PHRF fleet Start . That was also the 5 min warning for second PHRF fleet "sighter" declares any vessels over early, etc. as above. On the control box turn "Start" knob to "off" (unless there will be an extra start).
24:45	Position "sighter" at flagpole
25:00	Horn blows automatically for second PHRF fleet Start . "sighter" declares any vessels over early. All lights should be off. <i>Don't touch the timer!</i> Breathe sigh of relief. Break out rations for crew.

6. Finishes

Recording

- **All fleets except PHRF:** For the first boat only write the finish time from the digital timer on the control box. For all boats, record the sail # on fleet's sheet in order of finish. (The finish time for the first boat begins the 30 minute limit for all finishers – see below under "Time Limits")
- **PHRF:** Write the sail # and finish time for every boat from the digital timer on the control box. Don't worry about scoring the "A" and "B" fleets separately, just record all of them on the same worksheet.

If the timer is not reliable (somebody reset it or ??), write the actual time of day by your watch.

Recognition

- As the first boat in each fleet crosses, blow horn manually.
- For all subsequent boats, do not blow horn, announce the sail number on the VHF and record sail # on the fleet finishing sheet.

Reminder: review the section "Time Limits" in the 2010 Sailing Instructions.

7. Additional Races

Usually some fleets will sail a second race at the option of the fleet captains and RC. Don't begin a starting sequence for them until you are sure it won't interfere with other fleets trying to finish.

Do not touch the timer!

Use a single 5-minute sequence on the control box as follows: Blow a series of short blasts as a simple 1-minute warning, then when that minute is up, turn the “Start” knob to “on” and then immediately to “off”. It will run through its full 5-minute script of horns and lights and then stop. At the start, watch for boats over early, to be recalled as usual and record the starting time from your watch or the timer to track for race time limits.


Do not touch the timer!

8. End of the night

- Post the 4 fleet worksheets on the bulletin board in the breezeway.
- Take down course signs and replace them in the big drawer.
- Turn off power on box on post, put control box back into cabinet.
- Latch all doors.

“Miscellaneous Issues”


Individual Recall



X Individual recall.

The starting line runs from the flagpole to the outside pin buoy. At the start, if a vessel is across the line before the gun, that vessel is OCS or “over early”. Sound one short blast on the horn and raise the "X" flag (blue cross on white). The flag shall be displayed until all such boats are completely on the pre-start side of the starting line or one of its extensions, but no later than four minutes after the starting signal or one minute before any later starting signal, whichever is earlier. Continue to track OCS boats until clear to start or score them OCS. If possible use VHF and PA system to assist.

General Recall



First Substitute General recall.

According to the *Racing Rules of Sailing*, "A General Recall is used when at the starting signal the race committee is unable to identify boats that are on the course side of the starting line or to which rule 30 applies, or there has been an error in the starting procedure." Sound two horns manually and hoist the "First Substitute" pennant (yellow within blue). Lower the flag at the next automatic horn signal or sound one horn when lowered.

If this is not the final fleet to start, this fleet will be rescheduled to start at the end after the last PHRF fleet. Vessels from this recalled fleet should immediately clear the starting line because the clock continues to run for the next start.

On the starting instructions grid, cross off the instruction to turn the "Start" knob to "off" during the Cruiser starting sequence so that the Hagen-Holl Sequencer continues through a 5th starting sequence. You will then turn that knob off during the 5th sequence.

Blank Start

Sometimes a fleet will decide not to start because not enough of its boats are ready. The captain may or may not inform the Race Committee of same, but it should be obvious that the fleet has not started. In this situation, the fleet will go to the back of the schedule, just as if there is a General Recall. No signal or manual horn is necessary unless boats are slow to clear the line for the next fleet.

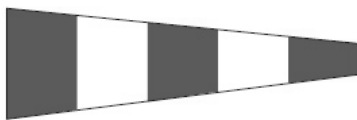
On the starting instructions grid, cross off the instruction to turn the "Start" knob to "off" during the PHRF starting sequence so that the Hagen-Holl Sequencer will continue through a 5th starting sequence. You will then turn that knob off during the 5th sequence.

Weather Delay for Start

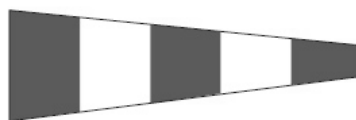
If you have **any concerns** about severe weather in the area and want a second opinion, your contact is Jim Irwin, J-22 sail #1256 or any RYC Board member. The Race Committee can use its sole discretion to delay or cancel any race if, in its opinion, it would be unsafe to proceed.

If there is a need to delay the start of a race due to **too little wind, too much wind, or the threat of severe weather**, sound **two horns** manually and display the "Postponed" signal. Turn off the "Start" knob and the main power switch on the post (its blue light goes off). Stop and reset the digital timer. Take down all the course signs, but leave the "Postponed" displayed to indicate a postponement.

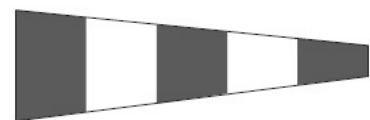
Postponement Signals



AP Races not started are *postponed*. The warning signal will be made 1 minute after removal unless at that time the race is *postponed* again or *abandoned*.



AP over H Races not started are *postponed*. Further signals ashore.




AP over A Races not started are *postponed*. No more racing today.

If the weather improves enough to allow for a restart, coordinate with the fleet captains. Take down the "Postponed" signal and post the correct course signs for the fleets. Turn the main power switch to "on"

(blue light on). Sound the horn a few times manually and broadcast on the VHF ch 72 “The 5 minute warning for the first race will sound in approximately one minute for the _____ fleet.” Also announce the fleet order which will follow. From here, follow the usual starting checklist on page 2.

Shortening the Course in Mid-Race



S The course has been shortened.
Rule 32.2 is in effect.

The Race Committee may shorten a course after the race has started if the wind has diminished or for some other reason the RC believes that the fleet may not be able to finish in time (see “Time Limit” below) or before darkness falls (not all boats have running lights).


A mark cannot be removed from the course after any vessel has rounded the previous mark. For instance, if the course is A / E / F and the Race Committee decides to take out F, vessels must be notified before the first one has rounded E.

Announce the course shortening over VHF **72**, change the course signs and display the appropriate flag signal with the appropriate fleet sign, sounding the horn two blasts.


Abandoned Races and Time Limits

See 2010 Sailing Instructions


Abandonment Signals



N All races that have started are *abandoned*. Return to the starting area. The warning signal will be made 1 minute after removal unless at that time the race is *abandoned* again or *postponed*.



N over H All races are *abandoned*. Further signals ashore.



N over A All races are *abandoned*. No more racing today.

If a fleet has reached it’s time limit, sound **three** horn signals manually, hoist the "N" over "A" signal next to the fleet sign and announce on VHF **72** “The race for the _____ fleet is abandoned.”

Details of Automated Starting Sequence

The Hagen-Holl 2005 Automated Start Sequencer is designed to mimic the United States Sailing Association, Racing Rules of Sailing; Part 3 - Conduct of a Race , Rule 26 Starting Races.

The rule uses flags but RYC replaces these flags with lights. The rule has four signals: warning, preparatory, one minute and start. Each has flags and a sound signal in the rule as follows.

At RYC we use lights instead of flags but still maintain the four signals at 5, 4, 1 and 0 minutes before the start, so the following happen completely automatically:

Warning At 5 minutes before the start the yellow light will come on and the horn will blow a short blast (the yellow light is taking the place of a class flag).

Preparatory At 4 minutes before the start the green light will come on and the horn will blow a short blast (the green light is taking the place of code flag P).

One-minute At one minute before the start both the yellow and green lights will go out and the horn will blow a short blast (extinguishing the lights is taking the place of removal of the preparatory flag and since we won't be replacing a class flag for the next start the yellow light goes out also).

Start At the start the red light will come on and the horn will blow a short blast.

Since we do rolling starts, then at the same time as the red light comes on for the start of one class the yellow light will come on taking the place of the next class flag and the whole sequence will repeat until all classes have started.

Safety Notices

Emergencies

Medical, Fire Rescue, or local Police: **856-829-1211**

Do not call 911 on cell phones! At RYC they reach the Philadelphia dispatcher who has no clue who or where we are (or how to get Burlington County dispatch, which the above number reaches directly).

Our location is: *“In Riverton, at Main Street and Bank Avenue, at the Riverton Yacht Club”*

US Coast Guard Philadelphia Group: **215-271-4800**

NJ State Police Marine Unit, Burlington: **609-382-1221**

SPECIAL NOTE: OTHER VESSELS

The club is required to obtain U.S. Coast Guard permission annually to place our marks and to race. This will be denied if we interfere with tug or ship traffic. For this reason as well as the safety of all vessels and crews, **give commercial vessels a wide berth.**

Racing boats do not have special privileges over other vessels which are not racing. US Sailing Rules Part 2: *“When a boat sailing under these rules meets a vessel which is not, she shall comply with the International Regulations for Preventing Collisions at Sea (IRPCS) or government right-of-way rules.”*

Personal Flotation Devices (PFD's)

PFD's (life jackets) are recommended for all, and required by law for those 12 years of age and under. The Race Committee may require flotation for all personnel at its option (Rule 27.1 and 40).

Severe Weather: Lightning and/or Squalls

In the event of lightning or the threat of violent winds in the area, dispatch any willing adult club member in the tender(s) to aid the Mariner, Lightning and J-22 fleets to return to the dock, or to bring sailors in from moored boats.

Wind Fails

In the event of insufficient wind, dispatch any tender operator (with crew to help) to tow fleets back to the club, starting with engineless boats farthest down-current from the club.

VHF Radios

All vessels should be equipped with marine VHF radios, turned on and monitoring channel **72**.

Riverton Yacht Club J/22 Fleet #13

Date: _____

<u>Course:</u>	Race #1	Race #2
	1	
	2	
	3	
	4	
	5	
	6	
	7	
	8	
	9	
	10	
	11	
	12	
	13	

Skipper/Owner	Sail No.	X
J. Hildebrand	108	
Maute / Lippincott	347	
B. Corney	350	
D. Curran	382	
J. Pelosi	401	
Evans / Morton	961	
Mike Greenberg	1032	
H. Croft / H. Weinfeld	1070	
Richards / Volosin	1086	
A. Kirkpatrick	1195	
J. Irwin	1256	
T. Rapp	1262	
G. Mayer	1588	



Fleet: **Lightning**

Date: _____

Fleet Membership and Attendance

Write sail #'s in finish order

Sail # Skipper

**Race 1
Finish**

**Race 2
Finish**

7660	Gary Birnhak
8616	Hugh Hutchison
11519	Kent Steinriede
13740	Bart Nicholson
14060	John Mangan
14214	Bruce Nicholson
14699	Allan Crew
14771	John Haiges
14890	Peter Denton/John Townsend
15055	Hugh Hutchison
15154	Mark Schneider

Course:		
1		
2		
3		
4		
5		
6		
7		
8		
9		
10		
11		
12		
13		
14		

When racing is over post the results on the bulletin board in the breezeway.

Fleet: MARINER

Date: _____

Fleet Membership and Attendance

Write sail #'s in finish order

Name	Skipper	Sail #
Mare	Mayer	664
Rapp-A-Tack	Rapp/Volman/Hess	919
Silk Purse	Riley	1249
Frogger	Oldham	1534
Sweet Caroline	Westin	2260
Monkey Girl	Thomas	2539
Lady Iris	Gaughan	2709
O'Mitzvah	O'Brien	2781
Speed Queen	Goldsmith	2842
Second Wind	Kieserman/O' Byrne	2448
Blue Wonder	Holl	3178
Moon	Calhoun	3441
	Pelosi	3599
Double Trouble	Walsh	4181

**Race 1
Finish**

**Race 2
Finish**

Course:		
1		
2		
3		
4		
5		
6		
7		
8		
9		
10		
11		
12		
13		
14		

When racing is over post the results on the bulletin board in the breezeway.

